

14070D



14135D




14200D



The Weave

The Malmo weave is a flat profile modelled on a double row of natural palm fronds.



THE COLLECTION

Our best selling and most versatile outdoor weave collection includes lounge and dining sets as well as cushion storage and sun loungers to match. There's the option of stackable or reclining chairs and all Malmo tables have toughened clear glass tops. All supplied with generously upholstered cushions with soft touch washable cushion covers.


Range features and options




THE Malmo

DINING COLLECTION

14200R



14135R




14070R



14100R



14100D

**Recliner bistro**

14070R

No. reclining chairs: 2

Table size: 70cmx70cm
Overall dimensions: 160cmx70cm**Round dining**

14110D

No. reclining chairs: 4

Table size: 110cmx110cm
Overall dimensions: 210cmx210cm**Bistro dining**

14070D

No. stacking chairs: 2

Table size: 70cmx70cm
Overall dimensions: 160cmx70cm**Recliner dining**

14110R

No. reclining chairs: 4

Table size: 110cmx110cm
Overall dimensions: 210cmx210cm**Recliner dining**

14135R

No. reclining chairs: 6

Table size: 150cmx90cm
Overall dimensions: 250cmx190cm**Recliner dining**

14200D

No. reclining chairs: 8

Table size: 200cmx100cm

**Round dining**

14135D

No. chairs: 6

Table size: 135cmx135cm
Overall dimensions: 250cmx250cm**Recliner dining**

14200R

No. reclining chairs: 6

Table size: 200cmx100cm
Overall dimensions: 300cmx300cm

Palmo